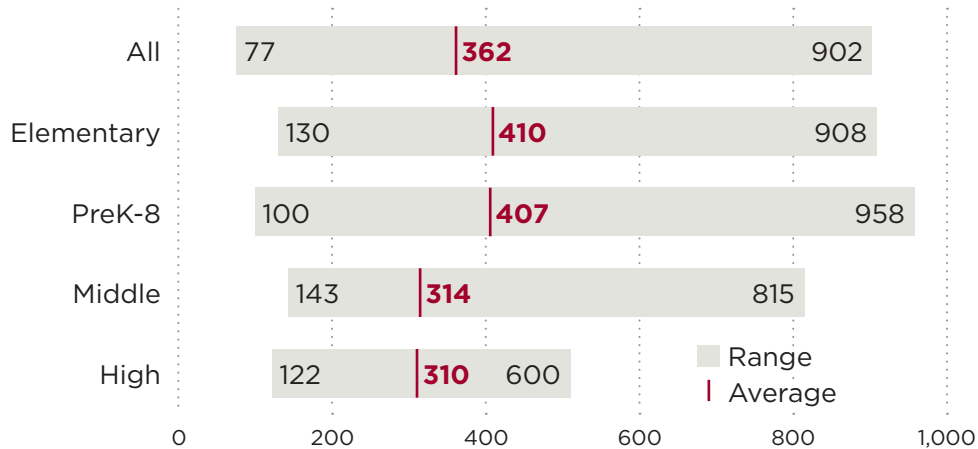


Recognized ASCA Model Program® Schools

Class of 2025 By the Numbers

190 schools earned RAMP® status this year

STUDENT-TO-SCHOOL-COUNSELOR RATIOS



Note: According to data from the U.S. Department of Education National Center for Education Statistics, the 2023-2024 national student-to-school-counselor ratio was 376:1. National ratios are higher in elementary/middle schools and lower in high schools, based on estimates using the NCES data. Because not all states report counts for elementary/middle vs. secondary school counselors, it's not possible to calculate exact ratios by grade level. However, calculating by only the states that report elementary/middle school counselors and secondary school counselors separately (35 states), we are able to calculate ranges of 178:1 to 326:1 for high school counselors and 581:1 to 702:1 for elementary/middle school counselors. (National Center for Education Statistics, <http://nces.ed.gov/ccd/elsi/>)

STUDENT POPULATION

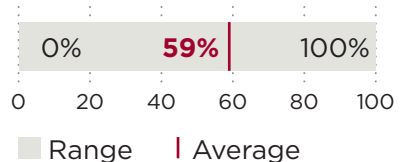
36%

of students at RAMP schools are white


64%

of students at RAMP schools are persons of color

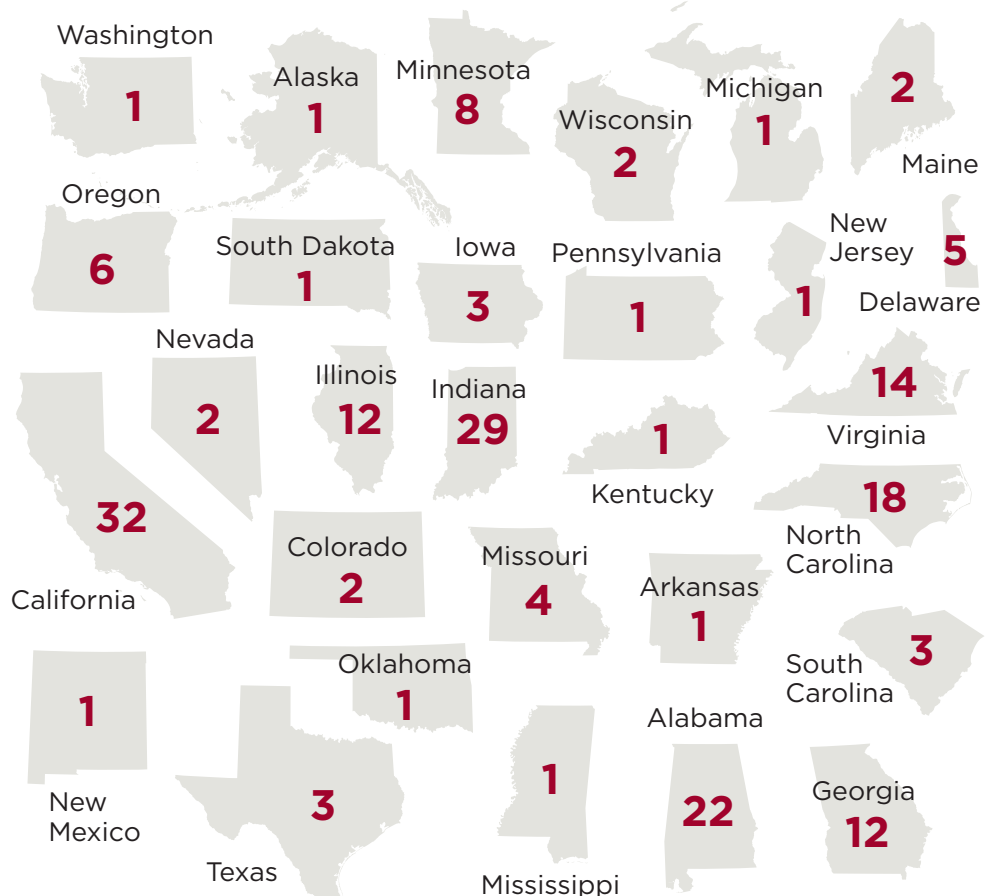
STUDENTS RECEIVING FREE/REDUCED LUNCH



AVERAGE STUDENT-TO-SCHOOL-COUNSELOR RATIO



STATES REPRESENTED



NUMBER OF SCHOOLS

